

1

2

3

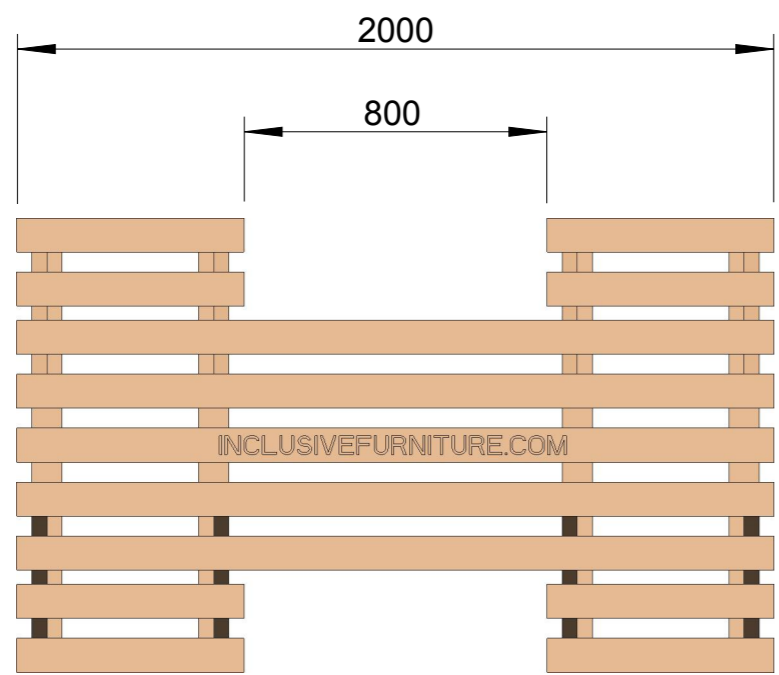
4

5

6

A

A



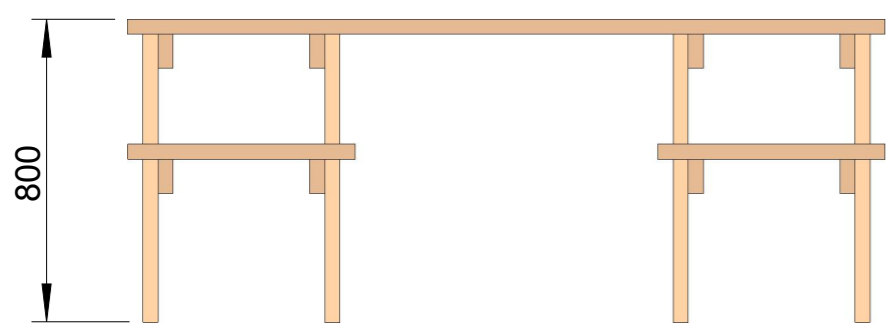
B

B



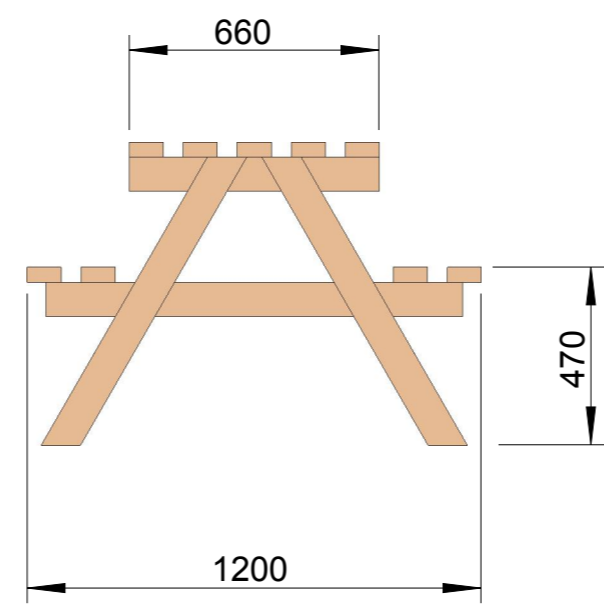
C

C



D

D



MODIFICATIONS

LOC

ISSUE

DRAWN BY:
D Cardus

TITLE:
PICNIC BENCH LARGE- 2 WHEELCHAIR SPACES

DATE:
01-06-2016

WEIGHT (kg):
0.000

ECO RELEASE NUMBER:

SHEET
1 OF 1

SIZE:
A3

REMARKS:
INCLUSIVEFURNITURE.COM

FORMAT:
PTC Creo™

GENERAL TOLERANCE:
x = ±1mm
x.x = ±0,5mm
x.xx = ±0,20mm
Ang = ±0,5°
DIMENSIONS IN MM

MATERIAL:
N/A
FINISH:
N/A

D.C. Engineering
(Wirral) Ltd
SCALE:
1:20

THIS DRAWING AND THE INFORMATION CONTAINED HEREIN IS PROPRIETARY TO D.C. ENGINEERING (WIRRAL) LTD AND SHALL NOT BE REPRODUCED, COPIED, DISCLOSED OR USED FOR MANUFACTURE OR ANY OTHER PURPOSE WITHOUT THE WRITTEN PERMISSION OF D.C. ENGINEERING (WIRRAL) LTD.

THIRD ANGLE PROJECTION 
DO NOT SCALE DRAWING
SHARP EDGES TO BE REMOVED

PART NUMBER:
IF004
ISSUE:
A

1

2

5

6